



F1 Flexible Array Loudspeaker System

F1 Model 812 Passive Loudspeaker

Installation and Safety Guidelines

Instrucciones de Instalacion y de Seguridad

Installation et Instructions de Sécurité

Installations- und Sicherheitshinweise

BOSE PROFESSIONAL

pro.Bose.com

Please read this owner's guide carefully and save it for future reference.

This product is intended for installation by professional installers only! This document is intended to provide professional installers with basic installation and safety guidelines for this product in typical fixed-installation systems. Please read this document before attempting installation.

WARNINGS:

- All Bose® products must be used in accordance with local, state, federal and industry regulations. It is the installer's responsibility to ensure installation of the loudspeakers and mounting system is performed in accordance with all applicable codes, including local building codes and regulations. Consult the local authority having jurisdiction before installing this product.
- Unsafe mounting or overhead suspension of any heavy load can result in serious injury and equipment damage. It is the responsibility of the installer to evaluate the reliability of any mounting method used for their application. Only professional installers with the knowledge of proper hardware and safe mounting techniques should attempt to install any loudspeaker overhead.
- Do not use the F1 Model 812 Passive speaker with a tripod/stand that is unstable. The speaker is only designed for use on a 35 mm post, and the tripod/stand must be capable of supporting a speaker with a minimum weight of 47 lbs (21.4 kg) and an overall size of 26.2" x 13.1" x 14.8" inches (665 mm x 334 mm x 375 mm). Using a tripod/stand that is not designed to support the size and mass of the F1 Model 812 Passive speaker may lead to an unstable and hazardous condition that could result in injury.



WARNING: Do not place naked flame sources, such as lighted candles, on or near the product.



WARNING: This product contains magnetic material. Contact your physician if you have any questions on whether this might affect the operation of your implantable medical device.

CAUTION: Do not make unauthorized alterations to this product; doing so may compromise safety, regulatory compliance, system performance, and may void the warranty.

Instrucciones de Seguridad Importantes

Lea atentamente esta guía del usuario y guárdela para consultarla en el futuro.

Solo un instalador profesional deberá montar este producto! Este documento ofrece a los instaladores profesionales instrucciones básicas de instalación y seguridad para este producto en sistemas típicos de instalación fija. Lea este documento antes de intentar la instalación.

ADVERTENCIA:

- Todos los productos Bose® deben utilizarse de acuerdo con las normas locales, estatales, federales e industriales. Será responsabilidad del instalador asegurarse de que la instalación de los altavoces y del sistema de montaje se realiza de acuerdo con todos los códigos aplicables, incluidos los códigos y normativas de construcción locales. Consulte a las autoridades locales pertinentes antes de instalar este producto.
- El montaje no seguro o la suspensión de cualquier carga pesada puede producir heridas graves y daños al equipo. Será responsabilidad del instalador evaluar la fiabilidad de cualquier método de montaje empleado en su aplicación. Sólo los instaladores profesionales con conocimiento de los accesorios adecuados y las técnicas de montaje seguro deberán intentar instalar cualquier altavoz en suspensión.
- No utilice el altavoz F1 Model 812 Passive con un trípode que no sea estable. Este altavoz ha sido diseñado para utilizarse exclusivamente en un poste de 35 mm. El trípode debe poder soportar un altavoz con un peso mínimo de 21,4 kg y un tamaño total de 665 mm x 334 mm x 375 mm (alto x ancho x fondo). El uso de un trípode que no haya sido diseñado para soportar el peso y el volumen del altavoz F1 Model 812 Passive puede constituir una situación de peligro e inestabilidad que podría ocasionar lesiones.



ADVERTENCIA: No coloque llamas vivas, por ejemplo, velas, encima o cerca del aparato.



ADVERTENCIA: Este producto contiene material magnético. Consulte a su médico si tiene alguna duda acerca de los efectos que esto pudiera tener en el funcionamiento de un dispositivo médico implantado.

PRECAUCIÓN: No realice modificaciones no autorizadas del producto; en caso contrario puede poner en riesgo la seguridad, el cumplimiento normativo, el rendimiento del sistema y anular la garantía.

Consultez attentivement cette notice d'utilisation et conservez-la pour toute référence future.

L'installation de ce produit est réservée à un technicien professionnel! Ce document à l'intention des installateurs professionnels contient les directives de pose et de sécurité relatives pour ce produit en installation fixe. Lisez attentivement ce document avant l'installation.

ATTENTION:

- Tous les produits Bose® doivent être utilisés en respectant les réglementations locales et nationales. L'installateur est responsable du respect de tous les codes et règlements locaux et nationaux en vigueur applicables à l'installation et au montage des enceintes. Consultez les autorités locales compétentes avant d'installer ce produit.
- Tout montage non sécurisé d'une lourde charge peut provoquer des dégâts matériels et des blessures graves. Il en va de la responsabilité de l'installateur d'évaluer la fiabilité de toute méthode de montage utilisée pour cette application. Seul un installateur professionnel connaissant le matériel et les techniques de montage adaptées est qualifié pour installer des enceintes suspendues.
- N'utilisez pas l'enceinte F1 modèle 812 Passive avec un trépied instable. L'enceinte est conçue pour accueillir un tube de 35 mm uniquement, et le trépied doit pouvoir supporter une enceinte d'au moins 21,4 kg et aux dimensions suivantes : 665 mm x 334 mm x 375 mm (H x L x P). L'utilisation d'un trépied non conçu pour supporter le poids d'une enceinte F1 modèle 812 Passive aux dimensions précitées est dangereuse en raison de son instabilité.



ATTENTION: Ne placez aucune source de flamme nue, comme une bougie allumée, sur ou près de l'appareil.



ATTENTION: Ce produit contient des composants magnétiques. Contactez votre médecin pour toute question relative à l'effet de ces composants sur le fonctionnement d'un appareil médical implanté.

AVERTISSEMENT: Toute modification non autorisée peut compromettre votre sécurité, le respect des réglementations et le bon fonctionnement de l'appareil, et en invalidera la garantie.

Wichtige Sicherheitshinweise

Bitte lesen Sie diese Bedienungsanleitung sorgfältig durch und bewahren Sie sie zum späteren Nachschlagen auf.

Dieses Produkt darf nur von fachkundigen Monteuren installiert werden! Dieses Dokument soll fachkundigen Monteuren grundlegende Installations- und Sicherheitsrichtlinie für dieses Produkt in typischen Festinstallationssystemen bieten. Bitte lesen Sie dieses Dokument vor der Installation durch.

WARNUNG:

- Alle Bose®-Produkte müssen gemäß den örtlichen und staatlichen Vorschriften sowie gemäß allen Branchenbestimmungen verwendet werden. Der Monteur ist dafür verantwortlich, sicherzustellen, dass die Installation der Lautsprecher und der Halterung gemäß allen geltenden Vorschriften durchgeführt wird, einschließlich örtlicher Bauvorschriften und Bestimmungen. Wenden Sie sich vor der Installation dieses Produkts an die zuständige Rechtsbehörde.
- Unsichere Befestigung oder ein Aufhängen über Kopf schwerer Lasten kann zu schweren Verletzungen und Sachschäden führen. Der Monteur ist dafür verantwortlich, die Zuverlässigkeit der für die Anwendung verwendeten Befestigungsmethoden zu prüfen. Nur fachkundige Monteure mit Wissen über ordnungsgemäße Befestigungselemente und sichere Befestigungstechniken sollten Lautsprecher über Kopf installieren.
- Verwenden Sie den F1 Model 812 Passive Lautsprecher nicht mit einem instabilen Stativ. Der Lautsprecher ist nur für die Verwendung mit einem 35-mm-Sockel ausgelegt, und das Stativ muss einen Lautsprecher mit einem Mindestgewicht von 21,4 kg und einer Gesamtgröße von 665 mm H x 334 mm B x 375 mm T) tragen können. Bei Verwendung eines Stativs, das nicht auf die Größe und Masse des F1 Model 812 Passive Lautsprechers ausgelegt ist, kann es zu instabilen und gefährlichen Situationen kommen, die zu Verletzungen führen können.



WARNUNG: Stellen Sie keine brennenden Kerzen oder ähnliches auf das Gerät oder in die Nähe des Geräts.



WARNUNG: Dieses Produkt enthält magnetische Materialien. Bitte wenden Sie sich an Ihren Arzt, wenn Sie wissen möchten, ob dies den Betrieb Ihres implantierten medizinischen Geräts beeinflussen kann.

ACHTUNG: Keine nicht autorisierten Veränderungen am Produkt vornehmen. Diese können die Sicherheit, die Einhaltung von Richtlinien und die Systemleistung beeinträchtigen. In diesem Fall kann die Garantie ungültig werden.

Introduction

Product Overview	5
Features	5
Parts List	5
Using the Flexible Array	6
Loudspeaker Dimensions.....	6
Flexible Array Coverage Patterns.....	7

Installation

U-Bracket Mounting Kit	8
U-Bracket Coverage Patterns	9
Yoke Mounting Kit.....	10
Yoke Mounting Kit Coverage Patterns	10
Pan-and-Tilt Bracket.....	11
Pan-and-Tilt Bracket Coverage Patterns	11
Using the F1 Model 812 Passive on a Tripod Stand.....	12
Tripod Stand Coverage Patterns	13

Operation

Recommended Amplifier	14
Example Compatible Bose® Amplifiers.....	14
Recommended Signal Processing	14
Recommended Active EQ Settings	15

Technical Information

Technical Specifications.....	16
Limited Warranty and Registration.....	16

Additional Resources

Contact Information.....	17
Importer Information.....	17

Product Overview

The Bose® F1 Model 812 Passive Flexible Array loudspeaker is a small-format, full range sound reinforcement loudspeaker with FLEX array technology, featuring four field-selectable sound coverage patterns: Straight, C, J, and Reverse-J. The flexible array shape is easily snapped into place on site, allowing installers to direct sound energy to listeners and away from wall and ceiling surfaces. This improved directivity means less reverberation and more SPL in the audience area, which is especially helpful in live music applications. For installers, mounting is easier because the loudspeaker is more adaptable to the venue, with less compromise on mounting location or visual appearance.

The F1 Model 812 Passive loudspeaker features a nine-transducer full-range design, including a flexible mid/high array using eight 2.25-inch drivers, a 100-degree horizontal waveguide, and one high-excursion 12-inch woofer. Loudspeaker EQ is required and available using the presets provided by any Bose ControlSpace® processor or PowerMatch® amplifier.

Features

- **FLEX array technology** - Bose exclusive flexible baffle can be configured into four unique shapes, allowing you to choose the best possible coverage pattern for the application
- **8-driver mid/high line array** - Eight drivers, each mounted on a custom waveguide, help deliver wide, consistent coverage
- **12-inch LF driver** - High performance woofer provides strong low frequency output
- **Full-range response** - Reduces the need for subwoofers for moderate full-range music levels
- **Mounting accessories** - Built with six M8 threaded insert points that can be combined with a full suite of optional mounting accessories. Choose from a Pan-and-Tilt Bracket, U-Bracket, and Yoke Bracket, all available separately from Bose
- **Passive design** - Optimized for indoor installations and distributed systems
- **Rugged enclosure** - Rugged but professional looking design, great for permanent installations as well as portable set-ups
- **Integrated pole mount** - For use with standard 35 mm tripod speaker stands

Parts List

Each F1 Model 812 Passive Flexible Array loudspeaker carton contains the following parts:

- F1 Model 812 Passive Flexible Array loudspeaker
- Installation guide

Using the Flexible Array

Shape the coverage pattern by moving the position of the top and bottom array.

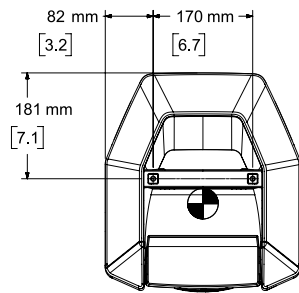
Pushing the array in



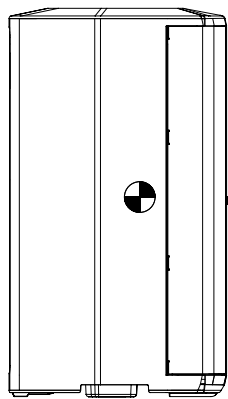
Pulling the array out




Loudspeaker Dimensions



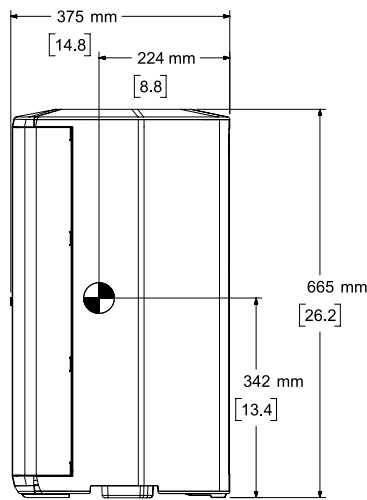
Top View



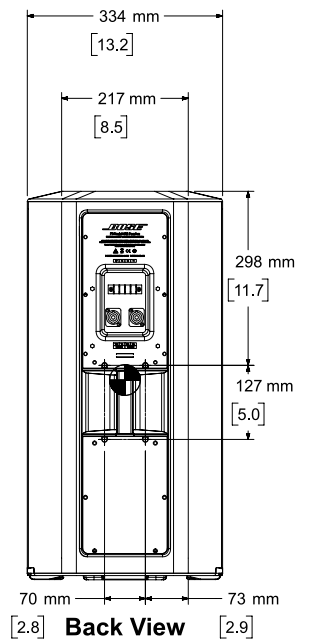
Left View



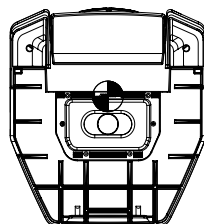
Front View



Right View



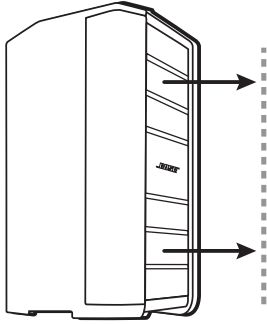
Back View



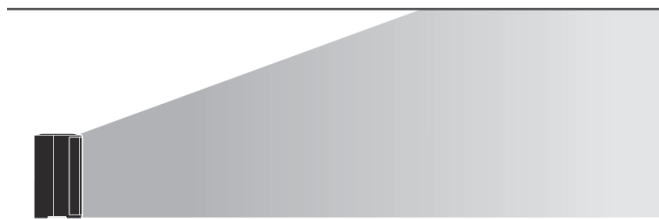
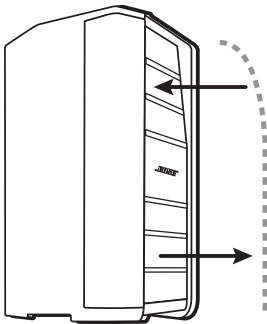
Bottom View

Flexible Array Coverage Patterns


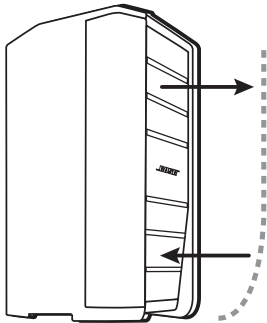
Straight Pattern




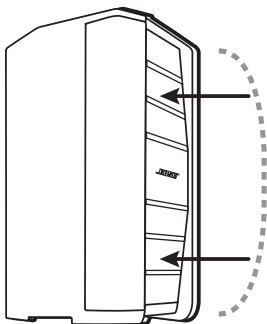
Reverse-J Pattern



J Pattern



C Pattern



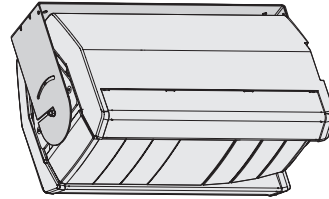
U-Bracket Mounting Kit

The U-Bracket Mounting Kit available from Bose allows for ± 115 degrees of rotation to adjust the coverage angle for wall and ceiling-mounted installations. When the F1 Model 812 Passive loudspeaker is mounted horizontally, use the flexible array to adjust the horizontal coverage pattern for each loudspeaker by up to 40 degrees, and the U-bracket to adjust the vertical mounting angle and direct the loudspeaker's 100 degrees of vertical coverage. This vertical and horizontal flexibility maximizes coverage with each loudspeaker and supports asymmetrical configurations to reduce side wall reflections and improve clarity.

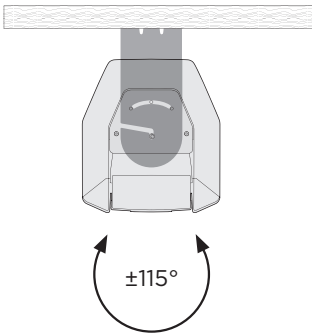
For complete safety and installation instructions, see the **U-Bracket Mounting Kit Installation Guide** included with the mounting kit (Product Code 736453-0110).

U-Bracket Ranges		
Speaker Orientation	Pan/Yaw Degrees	Tilt/Pitch Degrees
Horizontal	-	$\pm 115^\circ$
Vertical	$\pm 115^\circ$	-

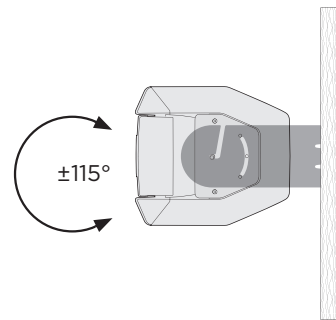
Horizontal Mount



Side View: Horizontal Ceiling Mount

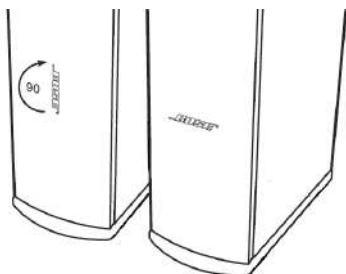
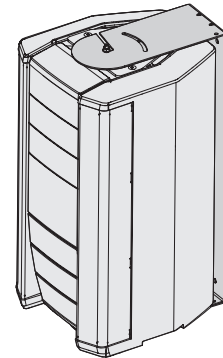


Side View: Horizontal Wall Mount



You can also mount the F1 Model 812 Passive loudspeaker vertically, using the flexible array to adjust the vertical coverage pattern and the U-bracket to adjust the horizontal mounting angle.

Vertical Mount




The Bose® logo on the loudspeaker can be adjusted for horizontal mounting. Pull the logo away from the loudspeaker grille and rotate it 90 degrees in either direction. Once repositioned, push the logo back in toward the loudspeaker so it is flush with the grille.

U-Bracket Coverage Patterns

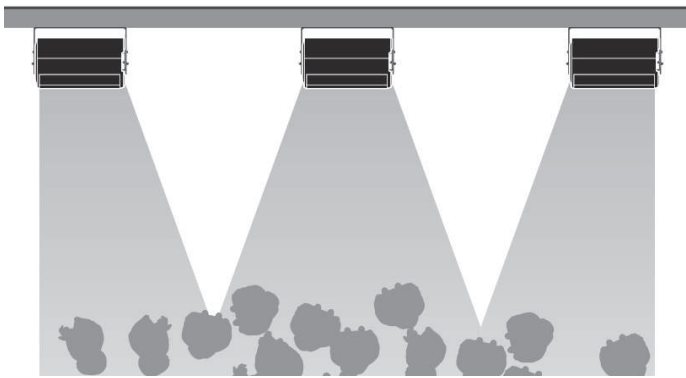
Side View

$\pm 115^\circ$ mounting angle adjustment, directed 100° vertical coverage



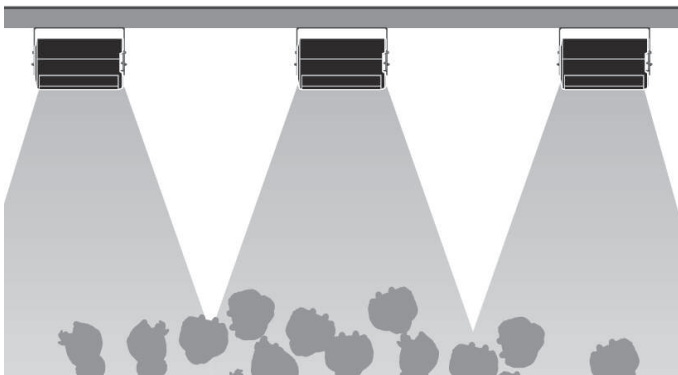
Top View: Reverse-J, C, and J Patterns

Asymmetrical array configuration to reduce side wall reflections and improve clarity



Top View: C Patterns

Directed 100° vertical coverage and symmetrical horizontal coverage

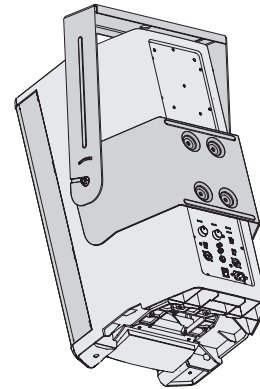


Yoke Mounting Kit

The Yoke Mounting Kit available from Bose allows for adjustment of the pitch (up/down angle) and yaw (right/left angle) of the loudspeaker in ceiling-mounted installations. Use the flexible array to further refine the vertical coverage pattern by up to 40 degrees. The yoke mounting bracket is suitable for standard and high ceiling installations.

For complete safety and installation instructions, see the **Yoke Mounting Kit Installation Guide** included with the mounting kit (Product Code 736451-0110).

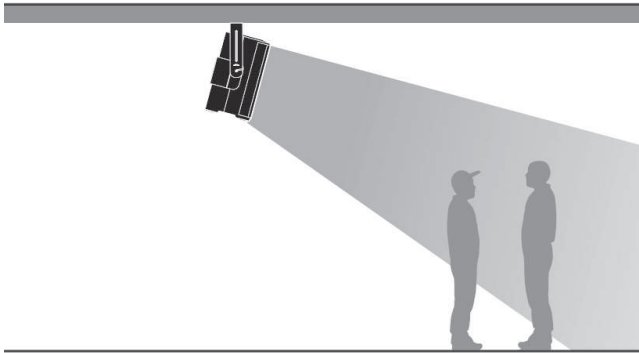
Pitch and Yaw Ranges - Ceiling Mounted	
Pitch Degrees	Yaw Degrees
±45°	±7.5°




Yoke Mounting Kit Coverage Patterns

Side View: J Pattern

Standard Ceiling

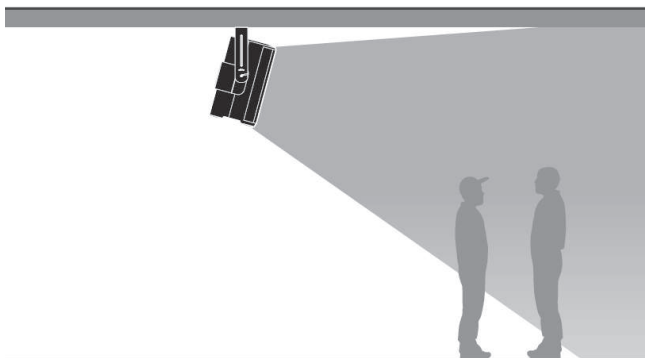


High Ceiling

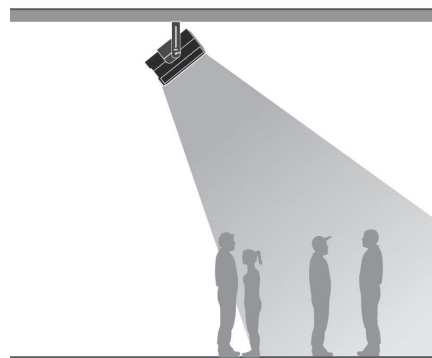


Side View: C Pattern

Standard Ceiling



High Ceiling

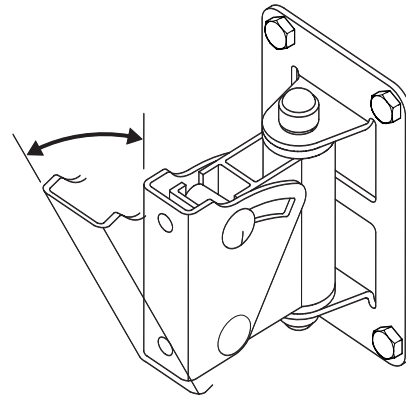


Pan-and-Tilt Bracket

The Pan-and-Tilt Bracket available from Bose allows both pan/yaw (right/left angle) and tilt/pitch (up/down angle) adjustment for the wall-mounted F1 Model 812 Passive loudspeaker. Use the flexible array to further refine the vertical coverage pattern by up to 40 degrees.

For complete safety and installation instructions, see the **RMUBRKT1 Pan-and-Tilt Bracket Installation Guide** included with the bracket accessory kit (Product Code 738453-0110).


Pan-and-Tilt Ranges - Wall Mounted		
Speaker Orientation	Pan/Yaw Degrees	Tilt/Pitch Degrees
Horizontal	±15°	0° to 30°
Vertical	±45°	0° to 15°




Pan-and-Tilt Bracket Coverage Patterns

Side View: J Pattern

Achieve your intended coverage without tilting the loudspeaker



Side View: C Pattern

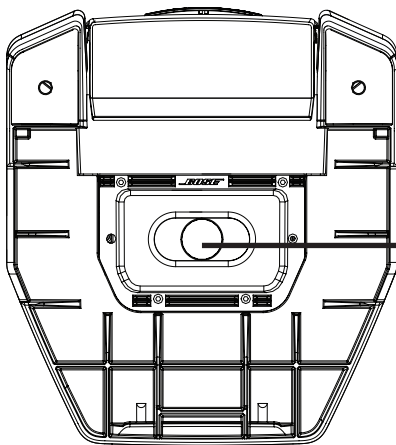


Using the F1 Model 812 Passive on a Tripod Stand

The bottom of the F1 Model 812 Passive loudspeaker includes pole cup for mounting the loudspeaker on a tripod speaker stand. The pole cup fits a standard 35 mm post.

WARNING: The F1 Subwoofer speaker stand is not compatible with the F1 Model 812 Passive loudspeaker. The bottom of the F1 Model 812 Passive is designed to be used only with a standard 35 mm pole mount.

WARNING: Do not use the F1 Model 812 Passive loudspeaker with a tripod stand that is unstable. The loudspeaker is only designed for use on a 35 mm pole, and the tripod stand must be capable of supporting a loudspeaker with a minimum weight of 21.31 kg (47 lb) and an overall size of 665 mm H x 334 mm W x 375 mm D (26.2" H x 13.1" W x 14.8" D). Using a tripod stand that is not designed to support the size and mass of the F1 Model 812 Passive loudspeaker may lead to an unstable and hazardous condition that could result in injury.


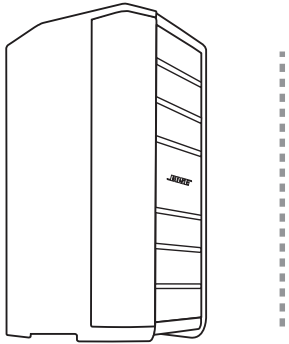


Pole cup fits a
standard 35 mm
tripod stand

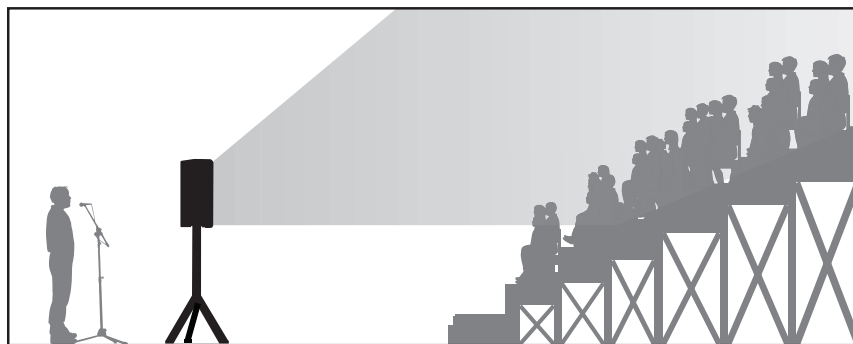
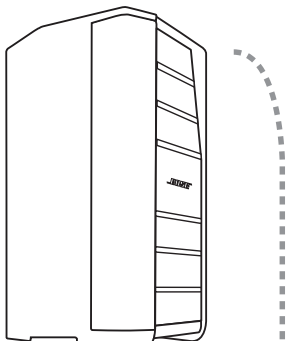


Tripod Stand Coverage Patterns


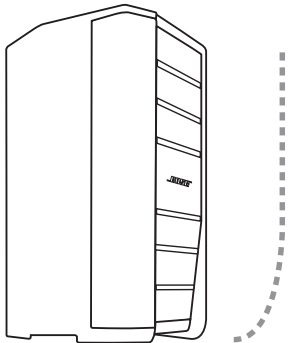
Side View: Straight Pattern



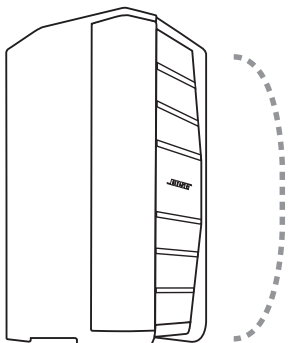
Side View: Reverse-J Pattern



Side View: J Pattern



Side View: C Pattern



Recommended Amplifier

Selecting the proper amplifier size for a given loudspeaker requires analysis of the transducer long-term (or RMS) power rating, dynamic range of the input-source material (crest factor), desired sound pressure levels, and other factors. As a general guideline, the following table provides recommended power amplifier ranges.

Model	Nominal Impedance	Required Channels	Amp Power Rating
F1 Model 812 Passive	8 Ω	1	300 - 1200 W



CAUTION: Failure to follow these guidelines may result in damage to the loudspeaker.

The Bose® PowerMatch configurable power amplifiers offer optimal amplification, amplifier limiting, digital signal processing (DSP), and DSP presets for use with the F1 Model 812 Passive Flexible Array loudspeaker. Please refer to the specifications listed on the pro.bose.com website for amplifiers and compare with the table above to determine which model is best for your particular system design.

Recommended Signal Processing

Digital signal processing (DSP) is required for infrasonic bandpass protection, amplifier power limiting, and active equalization to the F1 Model 812 Passive loudspeaker. Bose PowerMatch amplifiers provide all required DSP functions, including amplifier limiting functions, as well as presets that automatically set all DSP values for the loudspeaker in each of the four flexible array positions.

Bose ControlSpace® DSP hardware, including the ESP-880, ESP-1600, ESP-1240, ESP-4120, and ESP-00, can also be used to provide active equalization and bandpass protection.

The latest Control Space Designer software for PowerMatch and DSP hardware, which contains the latest F1 preset files, can be found in the Software section of pro.Bose.com.

The following table lists the required infrasonic bandpass protection and amplifier limiter settings for the F1 Model 812 Passive loudspeaker when used without additional subwoofers.

Speaker	Bandpass				Limiter					
	High Pass		Low Pass		V Peak			V RMS		
	Type	Freq.	Type	Freq.	Threshold	Attack	Release	Threshold	Attack	Release
F1 Model 812 Passive	BW24	40	BW24	20000	100	1.5 ms	100 ms	50	1 s	2 s

The following table lists recommended Active EQ raw values for the F1 Model 812 Passive loudspeaker when used without additional subwoofers. For EQs with fewer than 9 bands, subtract bands 9, 8, and 7, in that order.

Straight Coverage Pattern

	Band 1	Band 2	Band 3	Band 4	Band 5	Band 6	Band 7	Band 8	Band 9
Frequency	60	115	400	485	570	1000	3000	6800	12000
Gain	9.0	3.1	-2.0	-5.0	2.0	-2.0	-4.5	1.0	2.0
Bandwidth	0.500	0.800	0.330	0.750	0.300	0.333	1.752	0.800	0.500
(Q)	2.871	1.780	4.320	1.902	4.800	4.323	0.775	1.780	2.871

C Coverage Pattern

	Band 1	Band 2	Band 3	Band 4	Band 5	Band 6	Band 7	Band 8	Band 9
Frequency	60	115	400	485	570	1000	2500	3000	9500
Gain	9.0	3.1	-2.0	-5.0	2.0	-2.0	-5.2	6.5	1.0
Bandwidth	0.500	0.800	0.330	0.750	0.300	0.333	1.550	High Shelf	1.300
(Q)	2.871	1.780	4.320	1.902	4.800	4.323	0.887	High Shelf	1.073

J and Reverse-J Coverage Patterns

	Band 1	Band 2	Band 3	Band 4	Band 5	Band 6	Band 7	Band 8	Band 9
Frequency	60	115	400	485	570	1000	3000	3500	6850
Gain	9.0	3.1	-2.0	-5.0	2.0	-2.0	-4.5	2.0	1.5
Bandwidth	0.500	0.800	0.330	0.750	0.300	0.333	1.950	High Shelf	1.000
(Q)	2.871	1.780	4.320	1.902	4.800	4.323	0.686	High Shelf	1.414

Recommended Subwoofers

The F1 Model 812 Passive loudspeaker can be used without a subwoofer. However, it can also be used with a subwoofer, in which case Bose recommends the MB12 passive subwoofer for indoor installed applications.

The F1 Subwoofer can be used with the F1 Model 812 Passive loudspeaker. However, the F1 Subwoofer is an active subwoofer and may not be suitable in system setups that include the F1 Model 812 Passive loudspeaker.

WARNING: The F1 Subwoofer speaker stand is not compatible with the F1 Model 812 Passive loudspeaker. The bottom of the F1 Model 812 Passive is designed to be used only with a standard 35 mm pole mount.

Physical Specifications

Connectors	Two (2) parallel-wired NL4 NEUTRIK® speakON® connectors Four-terminal barrier strip (for use with speaker wire up to 12 gauge)
Suspension/Mounting	6 x M8 threaded inserts, 1 x 1-3/8" (35 mm) pole mount
Enclosure	High impact composite materials
Grille	Powder-coated perforated steel grille
Dimensions (H x W x D), mm	665 mm x 334 mm x 375 mm
Dimensions (H x W x D), inches	26.2" x 13.2" x 14.8"
Net Weight	21.3 kg (47 lbs)
Environmental Rating	Indoor

Technical specifications subject to change. See pro.Bose.com for the latest technical data sheet and for more information.

Limited Warranty

Your product is covered by a limited warranty, Visit pro.Bose.com for warranty details.

The warranty information provided with this product does not apply in Australian and New Zealand. See our website at www.bose.com/au/warranty or www.bose.com/nz/warranty for details of the Australian and New Zealand warranty.

NEUTRIK® and speakON® are registered trademarks of Neutrik AG.

Contact Information

Visit us on the web at pro.Bose.com.

Americas

(USA, Canada, Mexico, Central America, South America)

Bose Corporation
The Mountain
Framingham, MA 01701 USA
Corporate Center: 508-879-7330
Americas Professional Systems,
Technical Support: 800-994-2673

Australia

Bose Pty Limited
Unit 3/2 Holker Street
Newington NSW Australia
TEL 61 2 8737 9999

Belgium

Bose N.V. / S.A
Limesweg 2, 03700
Tongeren, Belgium
TEL (32) 012-390800

China

Bose Electronics (Shanghai) Co Ltd
36F West Gate Tower
1038 West Nanjing Road
Shanghai, P.R.C. 200041 China
TEL 86 21 6271 3800

France

Bose S.A.S
12 rue de Temara
78100 St. Germain en Laye, France
TEL 01-30-61-63-63

Germany

Bose GmbH
Max-Planck Strasse 36D 61381
Friedrichsdorf, Deutschland
TEL 06172-7104-0

Hong Kong

Bose Limited
Suites 2101-2105, Tower One, Times Square
1 Matheson Street, Causeway Bay, Hong Kong
TEL 852 2123 9000

India

Bose Corporation India Private Limited
Salcon Aurum, 3rd Floor
Plot No. 4, Jasola District Centre
New Delhi - 110025, India
TEL 91 11 43080200

Italy

Bose SpA
Centro Leoni A - Via G. Spadolini
5 20122 Milano, Italy
TEL 39-02-36704500

Japan

Bose Kabushiki Kaisha
Shibuya YT Building
28-3 Maruyama-sho
Shibuya-Ku, Tokyo, 150, Japan
TEL 81-3-5489-0955
www.bose.co.jp

The Netherlands

Bose BV
Nijverheidstraat 8 1135 GE
Edam, Nederland
TEL 0299-390139

United Kingdom

Bose House
Quayside Chatham Maritime
Chatham, Kent ME4 4QZ
TEL 44 (0)3330-142545

See website for other countries

Importer Information

European Union

Bose GP, Castleblayney Road, Carrickmacross, County Monaghan, Ireland

China

Bose Electronics (Shanghai) Company Limited, Part C, Plan 9, No. 353 North Riyang Road, China (Shanghai)
Pilot Free Trade Zone

Taiwan

Bose Taiwan Branch, 9F-A1, No. 10, Section 3, Minsheng East Road, Taipei City 104, Taiwan

Mexico

Bose de México, S. de R.L. de C.V., Paseo de las Palmas 405-204, Lomas de Chapultepec, 11000 México, D.F.



740742-0010

BOSE[®]
Better sound through research[®]

©2016 Bose Corporation, The Mountain,
Framingham, MA 01701-9168 USA
AM740742 Rev. 01